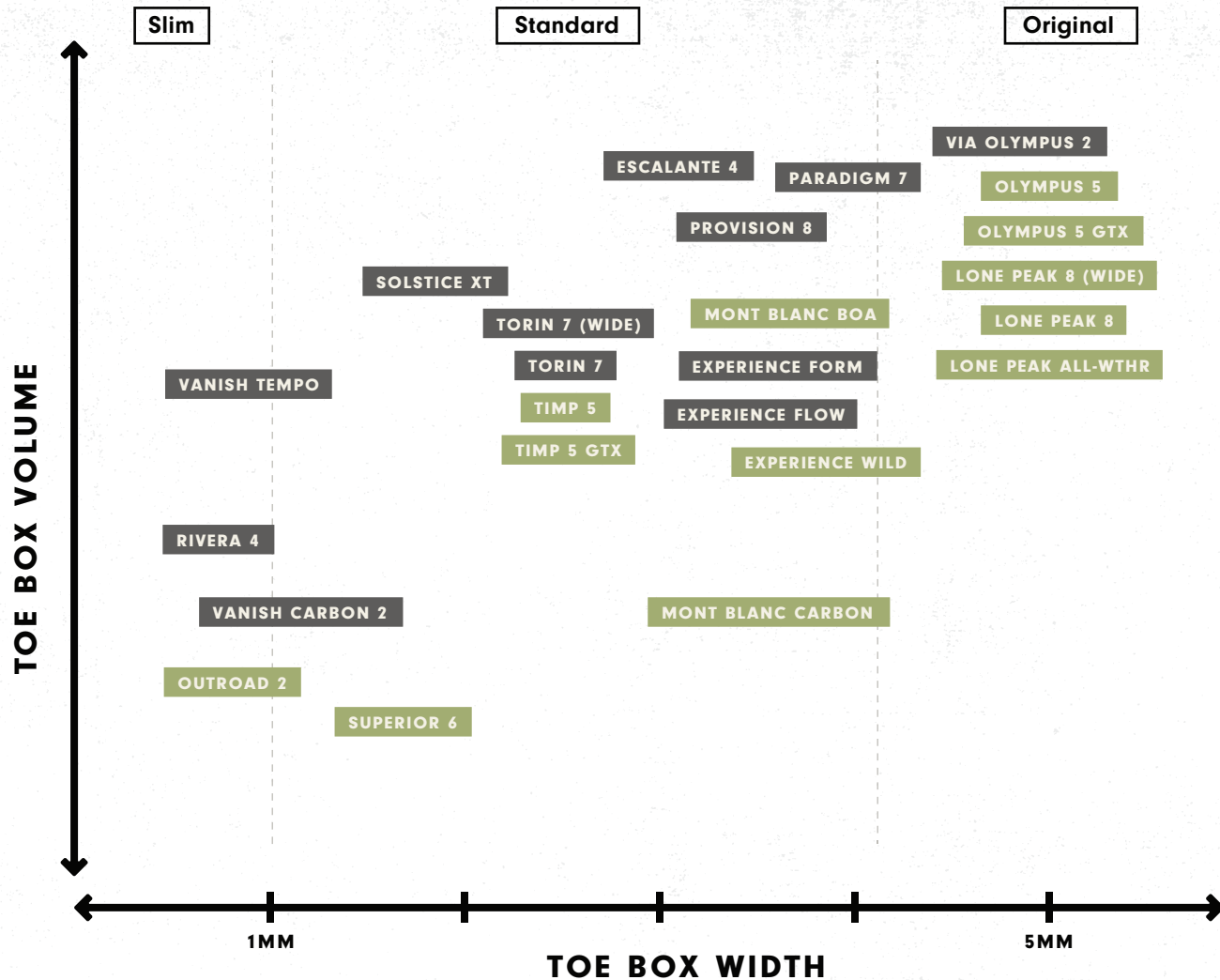


FIT GUIDE



A Range of Fits for a Range of Feet

Not all feet are the same, so we built a variety of fits into our shoes to meet people where they are.

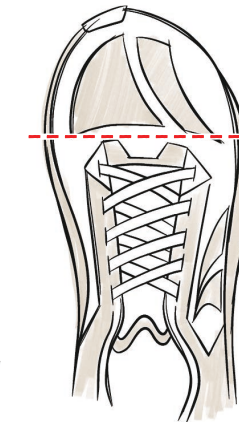
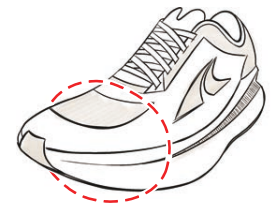



ALTRA PRO TIP: For scale, the difference in outsole width between the VIA Olympus and Rivera is 3mm-4mm

ROAD **TRAIL**

Dynamic Volume

A shoe's upper materials impact volume. A stretchy mesh will have more "give" than an engineered mesh. While two shoes may be categorized in the same Fit category, the volume may vary based on upper material.



Myth About "Wides"

A shoe with FootShape (or a "roomy toe box") is different than a wide shoe. When most brands offer a shoe in a "wide," they simply widen the sole, but the design still has a tapered toe box, pushing the big toe inward.

With Altra's FootShape, there is space in the toe box for the toes to splay naturally. Altra also offers several shoes in "wide," for a widened sole coupled with a roomy toe box.

Other Impacts on Fit:

Sock thickness: Different types of socks can add or subtract volume

Foot swelling: Time on feet, time of day, or hydration status can affect foot swelling and fit

Waterproof tech: GORE-TEX™ or waterproof styles have additional membrane materials and a snugger fit